

materials for *Botanical Beauties* Option A1: Wreath Layout (**ONE fabric used for flower, stem & leaves in each botanical block**)

Materials listed below make all 12 blocks to make a throw quilt measuring 70" x 70".

Yardage is based on 42" width of fabric.

See page 6 for a list of what fabrics I used in the *Botanical Beauties* quilts above.

APPROACH 1: QUILT TOP FABRIC REQUIREMENTS — INDIVIDUAL BLOCKS:

Fabric requirements for individual blocks below are based on pre-cutting all fabric with dimensions supplied in the individual pattern cutting charts. ***Depending on your paper piecing skills and piecing style, you may use more or less fabric.***

Collect all of your fabric ahead of time, gather fabric as you make blocks, or use what you have and make it scrappy!

Fabric for	Complete Botanical (Flower, Stem & Leaves)	Block/Quilt Background
Block 1	¼ yd or Fat Quarter	¾ yd
Block 2	¼ yd or Fat Quarter	¾ yd
Block 3	¼ yd or Fat Quarter	¾ yd
Block 4	¼ yd or Fat Quarter	¾ yd
Block 5	¼ yd or Fat Quarter	¾ yd
Block 6	¼ yd or Fat Quarter	⅔ yd
Block 7	¼ yd or Fat Quarter	⅔ yd
Block 8	¼ yd or Fat Quarter	¾ yd
Block 9	¼ yd or Fat Quarter	¾ yd
Block 10	¼ yd or Fat Quarter	¾ yd
Block 11	¼ yd or Fat Quarter	¾ yd
Block 12	¼ yd or Fat Quarter	¾ yd

APPROACH 2: QUILT TOP FABRIC REQUIREMENTS — OVERALL:

Here is the overall, simplified fabric requirements, using pre-cuts and yardage:

Fabric for Complete Botanicals	¼ yd or Fat Quarter (qty 12)
Fabric for Block/Quilt Background*	8¼ yds*

*If you are using the same background fabric for all of your blocks, you may find that you will use less fabric than what is listed as you are likely to have scraps and leftover fabric that can be used in future blocks. For this reason, the amount listed in the individuals blocks when added up is more than this cumulative amount. Depending on your paper piecing skills, you may use even less fabric than this cumulative amount.

ADDITIONAL FABRIC TO COMPLETE THROW QUILT:

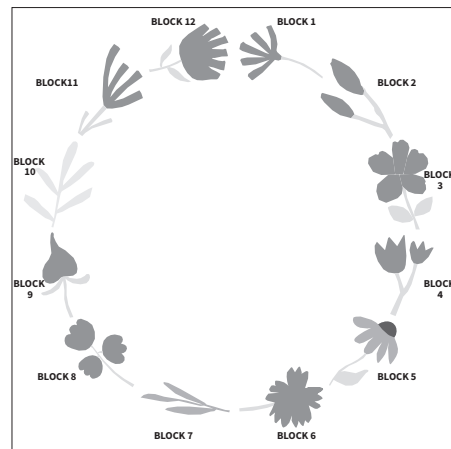
Backing Fabric	4⅓ yds
Batting	78" x 78"
Binding Fabric	⅔ yd



* Block 5: same fabric for Flower



* Block 5: different fabrics for Flower Top & Flower Petals



materials for *Botanical Beauties* Option A2: Wreath Layout (**DIFFERENT** fabric used for flower than stem & leaves in each botanical block)

Materials listed below make all 12 blocks to make a throw quilt measuring 70" x 70".

Yardage is based on 42" width of fabric.

See page 7 for a list of what fabrics I used in the *Botanical Beauties* quilts above.

APPROACH 1: QUILT TOP FABRIC REQUIREMENTS — INDIVIDUAL BLOCKS:

Fabric requirements for individual blocks below are based on pre-cutting all fabric with dimensions supplied in the individual pattern cutting charts. **Depending on your paper piecing skills and piecing style, you may use more or less fabric.**

Collect all of your fabric ahead of time, gather fabric as you make blocks, or use what you have and make it scrappy!

Fabric for	Flower	Stem & Leaves	Block Background
Block 1	1/8 yd or Fat Eighth	3" x 24" or 1/8 yd or Fat Eighth	3/4 yd
Block 2	1/8 yd or Fat Eighth	1/8 yd or Fat Eighth	3/4 yd
Block 3	1/4 yd or Fat Quarter	1/8 yd or Fat Eighth	3/4 yd
Block 4	1/8 yd or Fat Eighth	3" x 34" or 1/8 yd or Fat Eighth	3/4 yd
Block 5	1/4 yd or Fat Quarter*	1/8 yd or Fat Eighth	3/4 yd
Block 6	1/4 yd or Fat Quarter	3" x 18" or 1/8 yard or Fat Eighth	2/3 yd
Block 7	—	1/8 yd or Fat Eighth	2/3 yd
Block 8	1/4 yd or Fat Quarter	3" x 36" or 1/8 yard or Fat Eighth	3/4 yd
Block 9	1/4 yd or Fat Quarter	1/8 yd or Fat Eighth	3/4 yd
Block 10	—	1/8 yd or Fat Eighth	3/4 yd
Block 11	1/8 yd or Fat Eighth	3" x 24" or 1/8 yard or Fat Eighth	3/4 yd
Block 12	1/4 yd or Fat Quarter	1/8 yd or Fat Eighth	3/4 yd

APPROACH 2: QUILT TOP FABRIC REQUIREMENTS — OVERALL:

Here is the overall, simplified fabric requirements, using pre-cuts and yardage:

Fabric for Flowers*	1/4 yd or Fat Quarter (qty 10 or 11)*
Fabric for Stems & Leaves (all except Blocks 7 & 10)**	7/8 yd**
Fabric for Stems & Leaves (Blocks 7 & 10)	1/8 yd or Fat Eighth (qty 2)
Fabric for Block/Quilt Background***	8 1/4 yds***

* In Block 5, I used two different fabrics for the Flower (one for the top and one for the petals) in one of my quilts as shown above in the middle image). If using two different fabrics, you will need 1/8 yd or a Fat Eighth for the Flower Top and 1/8 yd or a Fat Eighth for the Flower Petals or for overall fabric requirements, an additional Fat Quarter (total of 11).

** If you are using the same fabric for all Stem & Leaves except Blocks 7 & 10, you may find that you will use less fabric than what is listed above (fabric listed per block). For this reason, the amount listed in the individuals blocks when added up is more than this cumulative amount.

*** If you are using the same background fabric for all of your blocks, you may find that you will use less fabric than what is listed as you are likely to have scraps and leftover fabric that can be used in future blocks. For this reason, the amount listed in the individuals blocks when added up is more than this cumulative amount. Depending on your paper piecing skills, you may use even less fabric than this cumulative amount.

ADDITIONAL FABRIC TO COMPLETE THROW QUILT:

Backing Fabric	4 1/3 yds
Batting	78" x 78"
Binding Fabric	2/3 yd



materials for *Botanical Beauties* Option B1: Grid Layout (**SAME fabric used for flower, stem & leaves in each botanical block** **and DIFFERENT fabric for each block background**)

Materials listed below make all 12 blocks to make a throw quilt measuring 54" x 57", finished size of each block is 10" x 15".
Yardage is based on 42" width of fabric.

See page 8 for a list of what fabrics I used in the *Botanical Beauties* quilt above.

APPROACH 1: QUILT TOP FABRIC REQUIREMENTS — INDIVIDUAL BLOCKS:

Fabric requirements for individual blocks below are based on pre-cutting all fabric with dimensions supplied in the individual pattern cutting charts. **Depending on your paper piecing skills and piecing style, you may use more or less fabric.**

Collect all of your fabric ahead of time, gather fabric as you make blocks, or use what you have and make it scrappy!

Fabric for	Complete Botanical (Flower, Stem & Leaves)	Block Background	OPTIONAL Irregular, Rounded Block Corners
Block 1	¼ yd or Fat Quarter	½ yd	⅛ yd or Fat Eighth
Block 2	¼ yd or Fat Quarter	½ yd	2½" x WOF or ⅛ yd or Fat Eighth
Block 3	¼ yd or Fat Quarter	½ yd	2½" x WOF or ⅛ yd or Fat Eighth
Block 4	¼ yd or Fat Quarter	½ yd	⅛ yd or Fat Eighth
Block 5	¼ yd or Fat Quarter	½ yd	⅛ yd or Fat Eighth
Block 6	¼ yd or Fat Quarter	½ yd	⅛ yd or Fat Eighth
Block 7	¼ yd or Fat Quarter	½ yd	⅛ yd or Fat Eighth
Block 8	¼ yd or Fat Quarter	½ yd	2½" x WOF or ⅛ yd or Fat Eighth
Block 9	¼ yd or Fat Quarter	½ yd	2½" x WOF or ⅛ yd or Fat Eighth
Block 10	¼ yd or Fat Quarter	½ yd	⅛ yd or Fat Eighth
Block 11	¼ yd or Fat Quarter	½ yd	⅛ yd or Fat Eighth
Block 12	¼ yd or Fat Quarter	½ yd	2½" x WOF or ⅛ yd or Fat Eighth
Quilt Background (sashings/borders)	1¼ yds		

APPROACH 2: QUILT TOP FABRIC REQUIREMENTS — OVERALL:

Here is the overall, simplified fabric requirements, using pre-cuts and yardage:


Fabric for Complete Botanicals AND Quilt Background (sashings/borders) *	4¼ yds*
Fabric for Block Backgrounds	½ yd (qty 12)
Fabric for OPTIONAL Irregular, Rounded Block Corners**	⅞ yd**

* If you are using the same fabric for all of the complete Botanicals in your blocks, you may find that you will use less fabric than what is listed as you are likely to have scraps and leftover fabric that can be used in future blocks.

** I used the same fabric for the OPTIONAL Irregular, Rounded Block Corners and the Complete Botanicals and the Quilt Background. You may find that you will use less fabric than what is listed above (fabric listed per block). For this reason, the amount listed in the individuals blocks when added up is more than this cumulative amount.

ADDITIONAL FABRIC TO COMPLETE THROW QUILT:

Backing Fabric	3½ yds
Batting	62" x 65"
Binding Fabric	½ yd



materials for *Botanical Beauties* Option B2: Grid Layout (*DIFFERENT fabric used for flower than stem & leaves in each botanical block* *and SAME fabric for each block background*)

Materials listed below make all 12 blocks to make a throw quilt measuring 54" x 57", finished size of each block is 10" x 15".
Yardage is based on 42" width of fabric.

See page 9 for a list of what fabrics I used in the *Botanical Beauties* quilts above.

APPROACH 1: QUILT TOP FABRIC REQUIREMENTS — INDIVIDUAL BLOCKS:

Fabric requirements for individual blocks below are based on pre-cutting all fabric with dimensions supplied in the individual pattern cutting charts. *Depending on your paper piecing skills and piecing style, you may use more or less fabric.*

Collect all of your fabric ahead of time, gather fabric as you make blocks, or use what you have and make it scrappy!

Fabric for	Flower	Stem & Leaves	Block Bkgd	OPTIONAL Irregular, Rounded Block Corners
Block 1	1/8 yd or Fat Eighth	3" x 24" or 1/8 yd or Fat Eighth	1/2 yd	1/8 yd or Fat Eighth
Block 2	1/8 yd or Fat Eighth	1/8 yd or Fat Eighth	1/2 yd	2 1/2" x WOF or 1/8 yd or Fat Eighth
Block 3	1/4 yd or Fat Quarter	1/8 yd or Fat Eighth	1/2 yd	2 1/2" x WOF or 1/8 yd or Fat Eighth
Block 4	1/8 yd or Fat Eighth	3" x 34" or 1/8 yd or Fat Eighth	1/2 yd	1/8 yd or Fat Eighth
Block 5	1/4 yd or Fat Quarter*	1/8 yd or Fat Eighth	1/2 yd	1/8 yd or Fat Eighth
Block 6	1/4 yd or Fat Quarter	3" x 18" or 1/8 yard or Fat Eighth	1/2 yd	1/8 yd or Fat Eighth
Block 7	—	1/8 yd or Fat Eighth	1/2 yd	1/8 yd or Fat Eighth
Block 8	1/4 yd or Fat Quarter	3" x 36" or 1/8 yard or Fat Eighth	1/2 yd	2 1/2" x WOF or 1/8 yd or Fat Eighth
Block 9	1/4 yd or Fat Quarter	1/8 yd or Fat Eighth	1/2 yd	2 1/2" x WOF or 1/8 yd or Fat Eighth
Block 10	—	1/8 yd or Fat Eighth	1/2 yd	1/8 yd or Fat Eighth
Block 11	1/8 yd or Fat Eighth	3" x 24" or 1/8 yard or Fat Eighth	1/2 yd	1/8 yd or Fat Eighth
Block 12	1/4 yd or Fat Quarter	1/8 yd or Fat Eighth	1/2 yd	2 1/2" x WOF or 1/8 yd or Fat Eighth

Quilt Background (*sashings/borders*) 1 1/4 yds

APPROACH 2: QUILT TOP FABRIC REQUIREMENTS — OVERALL:

Here is the overall, simplified fabric requirements, using pre-cuts and yardage:

Fabric for Flowers* 1/4 yd or Fat Quarter (qty 10 or 11)*

Fabric for Stems & Leaves (all except Blocks 7 & 10)** 7/8 yd**

Fabric for Stems & Leaves (Blocks 7 & 10) 1/8 yd or Fat Eighth (qty 2)

Fabric for Block Backgrounds** 5 yds**

Fabric for Quilt Background (*sashings/borders*) 1 1/4 yds

Fabric for OPTIONAL Irregular, Rounded Block Corners*** 7/8 yd***

* In Block 5, I used two different fabrics for the Flower (one for the top and one for the petals) in my quilt. If using two different fabrics, you will need 1/8 yd or a Fat Eighth for the Flower Top and 1/8 yd or a Fat Eighth for the Flower Petals or for overall fabric requirements, an additional Fat Quarter (total of 11).

** If you are using the same fabric for all of your blocks, you may find that you will use less fabric than what is listed above (fabric listed per block). For this reason, the amount listed in the individuals blocks when added up is more than this cumulative amount. Depending on your paper piecing skills, you may use even less fabric than this cumulative amount.

*** I used the same fabric for the OPTIONAL Irregular, Rounded Block Corners and the Quilt Background. You may find that you will use less fabric than what is listed above (fabric listed per block). For this reason, the amount listed in the individuals blocks when added up is more than this cumulative amount.

ADDITIONAL FABRIC TO COMPLETE THROW QUILT:

Backing Fabric 3 1/2 yds
Batting 62" x 65"
Binding Fabric 1/2 yd



materials for *Botanical Beauties* Option B3: Grid Layout (**DIFFERENT** fabric used for flower than stem & leaves in each botanical block and **DIFFERENT** fabric for each block background)

Materials listed below make all 12 blocks to make a throw quilt measuring 54" x 57", finished size of each block is 10" x 15".
Yardage is based on 42" width of fabric.

See page 10 for a list of what fabrics I used in the *Botanical Beauties* quilts above.

APPROACH 1: QUILT TOP FABRIC REQUIREMENTS — INDIVIDUAL BLOCKS:

Fabric requirements for individual blocks below are based on pre-cutting all fabric with dimensions supplied in the individual pattern cutting charts. **Depending on your paper piecing skills and piecing style, you may use more or less fabric.**

Collect all of your fabric ahead of time, gather fabric as you make blocks, or use what you have and make it scrappy!

Fabric for	Flower	Stem & Leaves	Block Bkgd	OPTIONAL Irregular, Rounded Block Corners
Block 1	1/8 yd or Fat Eighth	3" x 24" or 1/8 yd or Fat Eighth	1/2 yd	1/8 yd or Fat Eighth
Block 2	1/8 yd or Fat Eighth	1/8 yd or Fat Eighth	1/2 yd	2 1/2" x WOF or 1/8 yd or Fat Eighth
Block 3	1/4 yd or Fat Quarter	1/8 yd or Fat Eighth	1/2 yd	2 1/2" x WOF or 1/8 yd or Fat Eighth
Block 4	1/8 yd or Fat Eighth	3" x 34" or 1/8 yd or Fat Eighth	1/2 yd	1/8 yd or Fat Eighth
Block 5	1/4 yd or Fat Quarter*	1/8 yd or Fat Eighth	1/2 yd	1/8 yd or Fat Eighth
Block 6	1/4 yd or Fat Quarter	3" x 18" or 1/8 yard or Fat Eighth	1/2 yd	1/8 yd or Fat Eighth
Block 7	—	1/8 yd or Fat Eighth	1/2 yd	1/8 yd or Fat Eighth
Block 8	1/4 yd or Fat Quarter	3" x 36" or 1/8 yard or Fat Eighth	1/2 yd	2 1/2" x WOF or 1/8 yd or Fat Eighth
Block 9	1/4 yd or Fat Quarter	1/8 yd or Fat Eighth	1/2 yd	2 1/2" x WOF or 1/8 yd or Fat Eighth
Block 10	—	1/8 yd or Fat Eighth	1/2 yd	1/8 yd or Fat Eighth
Block 11	1/8 yd or Fat Eighth	3" x 24" or 1/8 yard or Fat Eighth	1/2 yd	1/8 yd or Fat Eighth
Block 12	1/4 yd or Fat Quarter	1/8 yd or Fat Eighth	1/2 yd	2 1/2" x WOF or 1/8 yd or Fat Eighth

Quilt Bkgd (sashings/borders) 1 1/4 yds

APPROACH 2: QUILT TOP FABRIC REQUIREMENTS — OVERALL:

Here is the overall, simplified fabric requirements, using pre-cuts and yardage:

Fabric for Flowers	1/4 yd or Fat Quarter (qty 10 or 11)*
Fabric for Stems & Leaves (all except Blocks 7 & 10)**	7/8 yd**
Fabric for Stems & Leaves (Blocks 7 & 10)	1/8 yd or Fat Eighth (qty 2)
Fabric for Block Backgrounds	1/2 yd (qty 12)
Fabric for Quilt Background (sashings/borders)	1 1/4 yds
Fabric for OPTIONAL Irregular, Rounded Block Corners	7/8 yd***

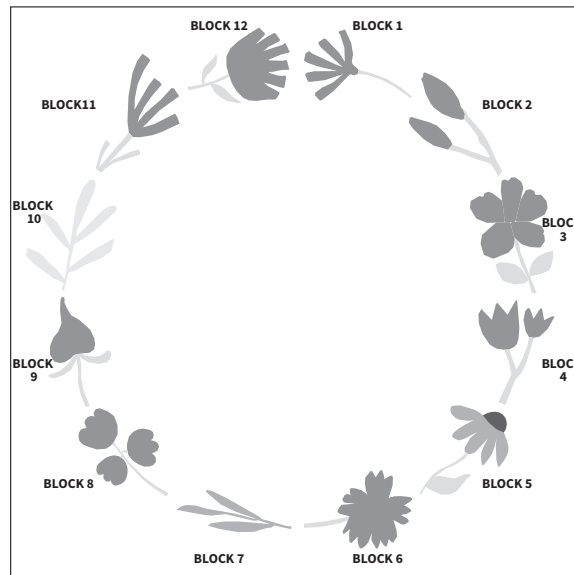
* In Block 5, I used two different fabrics for the Flower (one for the top and one for the petals) in my quilt. If using two different fabrics, you will need 1/8 yd or a Fat Eighth for the Flower Top and 1/8 yd or a Fat Eighth for the Flower Petals or for overall fabric requirements, an additional Fat Quarter (total of 11).

** If you are using the same fabric for all Stem & Leaves except Blocks 7 & 10, you may find that you will use less fabric than what is listed above (fabric listed per block). For this reason, the amount listed in the individuals blocks when added up is more than this cumulative amount.

*** I used the same fabric for the OPTIONAL Irregular, Rounded Block Corners and the Quilt Background. You may find that you will use less fabric than what is listed above (fabric listed per block). For this reason, the amount listed in the individuals blocks when added up is more than this cumulative amount.

ADDITIONAL FABRIC TO COMPLETE THROW QUILT:

Backing Fabric	3 1/2 yds
Batting	62" x 65"
Binding Fabric	1/2 yd



Botanical Beauties Option A1: Wreath Layout FABRIC RECOMMENDATIONS

(ONE fabric used for flower, stem & leaves in each botanical block)

Use the fabric selections and/or color placements that I used or select your own beautiful fabrics and colors.


Collect all of your fabric ahead of time, gather fabric as you make the blocks, or use what you have and make it scrappy!

Here are the fabrics I used to make two versions of the *Botanical Beauties* quilt top:



Art Gallery Fabrics Pure Solids

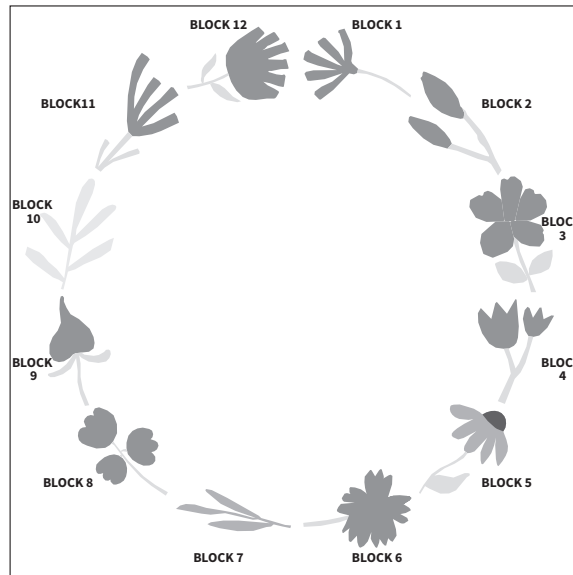
Block 1 Botanical	London Red
Block 2 Botanical	Flamingo
Block 3 Botanical	Coral Reef
Block 4 Botanical	Burnt Orange
Block 5 Botanical	Turmeric
Block 6 Botanical	Dark Citron
Block 7 Botanical	Emerald
Block 8 Botanical	Cozumel Blue
Block 9 Botanical	Ocean Waves
Block 10 Botanical	Purple Pansy
Block 11 Botanical	Very Berry
Block 12 Botanical	Raspberry Rose
Block/Quilt Background:	Art Gallery Fabrics Decostitch—Cloud



all Ruby Star Society Speckled

Block 1 Botanical	Turquoise
Block 2 Botanical	Turquoise
Block 3 Botanical	Citron
Block 4 Botanical	Citron
Block 5 Botanical	Clementine
Block 6 Botanical	Clementine
Block 7 Botanical	Strawberry
Block 8 Botanical	Strawberry
Block 9 Botanical	Sorbet
Block 10 Botanical	Sorbet
Block 11 Botanical	Daisy
Block 12 Botanical	Daisy
Block/Quilt Background	Ruby Star Society Speckled—Teal Navy

See page 1 for fabric requirements for this *Botanical Beauties* option.



Botanical Beauties Option A2: Wreath Layout FABRIC RECOMMENDATIONS

(DIFFERENT fabric used for flower than stem & leaves in each botanical block)

Use the fabric selections and/or color placements that I used or select your own beautiful fabrics and colors.

Collect all of your fabric ahead of time, gather fabric as you make the blocks, or use what you have and make it scrappy!

Here are the fabrics I used to make two versions of the *Botanical Beauties* quilt top:



* Block 5: different fabrics for Flower Top & Flower Petals



Block 5: same fabric for Flower


all Art Gallery Fabrics Pure Solids

Block 1	Flower: London Red	Stem: Eucalyptus
Block 2	Flower: Flamingo	Stem: Eucalyptus
Block 3	Flower: Coral Reef	Stem & Leaves: Eucalyptus
Block 4	Flower: Burnt Orange	Stem: Eucalyptus
Block 5	Flower Top*: Aurus	Stem & Leaves: Eucalyptus
	Flower Petals* (or Whole Flower): Turmeric	
Block 6	Flower: Dark Citron	Stem: Eucalyptus
Block 7	Flower: —	Stem & Leaves: Emerald
Block 8	Flower: Cozumel Blue	Stem: Eucalyptus
Block 9	Flower: Ocean Waves	Stem & Leaves: Eucalyptus
Block 10	Flower: —	Stem & Leaves: Purple Pansy
Block 11	Flower: Very Berry	Stem & Leaves: Eucalyptus
Block 12	Flower: Raspberry Rose	Stem & Leaves: Eucalyptus

Block/Quilt Background: Art Gallery Fabrics Decostitch—Cloud

See page 2 for fabric requirements for this *Botanical Beauties* option.

Botanical Beauties Block of the Month Quilt | wholecirclestudio.com



Botanical Beauties Option B1: Grid Layout FABRIC RECOMMENDATIONS

**(SAME fabric used for flower, stem & leaves in each botanical block
and DIFFERENT fabric for each block background)**


Use the fabric selections and/or color placements that I used or select your own beautiful fabrics and colors.
Collect all of your fabric ahead of time, gather fabric as you make the blocks, or use what you have and make it scrappy!
Here are the fabrics I used to make two versions of the *Botanical Beauties* quilt top:

all Ruby Star Society Speckled

Block 1 Background	Sorbet
Block 2 Background	Strawberry
Block 3 Background	Witchy
Block 4 Background	Turquoise
Block 5 Background	Clementine
Block 6 Background	Icebox
Block 7 Background	Festive
Block 8 Background	Bright Blue
Block 9 Background	Sunshine
Block 10 Background	Citron
Block 11 Background	Scarlet
Block 12 Background	Daisy

Complete Botanical, Quilt Background (sashings/borders), and OPTIONAL Rounded Block Corners: White Gold

See page 3 for fabric requirements for this *Botanical Beauties* option.



Botanical Beauties Option B2: Grid Layout

FABRIC RECOMMENDATIONS

**(DIFFERENT fabric used for flower than stem & leaves in each botanical block
and SAME fabric for each block background)**


Use the fabric selections and/or color placements that I used or select your own beautiful fabrics and colors.
Collect all of your fabric ahead of time, gather fabric as you make the blocks, or use what you have and make it scrappy!
 Here are the fabrics I used to make two versions of the *Botanical Beauties* quilt top:

Sun Print 2021 by Alison Glass for Andover Fabrics

	Flower	Stem & Leaves
Block 1	Crochet/Strawberry	Crochet/Lawn
Block 2	Tuesday/Cosmo	Crochet/Lawn
Block 3	Tuesday/Foxglove	Crochet/Lawn
Block 4	Tuesday/Hydrangea	Crochet/Lawn
Block 5	Crochet/Dala (Flower Top) Tuesday/Sunflower (Flower Petals)	Crochet/Lawn
Block 6	Tuesday/Marigold	Crochet/Lawn
Block 7	—	Crochet/Gulf
Block 8	Crochet/Lake	Crochet/Lawn
Block 9	Tuesday/Lily	Crochet/Lawn
Block 10	—	Tuesday/Moss
Block 11	Crochet/Sunshine	Crochet/Lawn
Block 12	Tuesday/Lichen	Crochet/Lawn
Block Backgrounds*	Kaleidoscope* by Alison Glass: Iris OR Century Solids/Andover Fabrics: Uniform or Navy	
Quilt Background (sashings/borders) and OPTIONAL Rounded Block Corners*:	Kaleidoscope* by Alison Glass: Bluebonnet OR Century Solids/Andover Fabrics: Caribbean	

**NOTE: Kaleidoscope is a woven cotton fabric and is coarser and has more texture than typical quilting cotton fabric so some quilters might find it a bit more challenging to paper piece with. If you'd like to match the texture in Sun Print, I recommend using Century Solids.*

See page 4 for fabric requirements for this *Botanical Beauties* option.



Botanical Beauties Option B3: Grid Layout

FABRIC RECOMMENDATIONS

**(DIFFERENT fabric used for flower than stem & leaves in each botanical block
and DIFFERENT fabric for each block background)**

Use the fabric selections and/or color placements that I used or select your own beautiful fabrics and colors.
Collect all of your fabric ahead of time, gather fabric as you make the blocks, or use what you have and make it scrappy!
 Here are the fabrics I used to make two versions of the *Botanical Beauties* quilt top:

	Flower	Stem & Leaves	Block Background
Block 1	Apple Blossom	Key Lime	Scarlet
Block 2	Peony	Key Lime	Raspberry
Block 3	Berry	Key Lime	Boysenberry
Block 4	Charmed	Key Lime	Saxony
Block 5	Peach Nector (<i>Flower Top</i>) Lemon Drop (<i>Flower Petals</i>)	Key Lime	Butterscotch
Block 6	Peach Nector	Key Lime	Russet Orange
Block 7	—	Seacrest	Leprechaun
Block 8	Cosmic	Key Lime	Cobalt
Block 9	Buff	Key Lime	Bison
Block 10	—	Key Lime	Zesty Apple
Block 11	Lemon Drop	Key Lime	Mustard
Block 12	Sweet Lavender	Key Lime	Purple

Quilt Background (sashings/borders): Winter White

**NOTE: I didn't make this quilt with the OPTIONAL Rounded Block Corners but if I was to include them, I would make them the same color as the Quilt Background.*

See page 5 for fabric requirements for this *Botanical Beauties* option.